

## CALCULATING YOUR CHARGE FOR REPAIR OR REPLACEMENT IS SIMPLE:

Divide your dealer's current retail price by the total limited warranty, then multiply by the number of years since purchase date on your original proof of purchase invoice.

### For example:

Current retail price R4 999 / Total limited warranty 10 Years  
Number of years since purchase date  
Charge for repair or replacement (R 499 x 4 years)

= R499  
= 4 years  
= R1 996.00\*\*

\*\*Excludes transport cost

### Please note:

- For invalid claims within the warranty/guarantee period, an inspection fee and transportation fee will be charged.
- If the Slumberland product purchased is no longer available, Slumberland will use the retail price of a comparable model.
- In the Service Warranty period, a recovery fee will be applicable for an unsanitary product.
- In order for the limited warranty to be valid, you must be the original purchaser, and have purchased the sleep set from an authorized Slumberland dealer in South Africa, Botswana, Namibia, Swaziland and Lesotho only.
- No inspection or warranty will be honoured if an original purchase invoice is not provided or the labels are not intact, to validate the purchase date and purchaser.
- If identical ticking materials are not available at the time of product service, Slumberland reserves the right to substitute the product or material of equal or higher value, including colour matching. Again, only the faulty item in the sleep set will be exchanged.
- In the event that Slumberland repairs or replaces the mattress or foundation, this limited warranty/guarantee will not be renewable nor extended, but continue from the original date of purchase of the repaired or replaced item.
- **This warranty is applicable in South Africa, Botswana, Namibia, Swaziland and Lesotho only.**

IN THE UNLIKELY EVENT THAT A MANUFACTURING FAULT DEVELOPS DURING THE WARRANTY PERIOD, PLEASE INFORM THE RETAILER WHERE YOU PURCHASED THE PRODUCT AND SUPPLY THEM WITH THE FOLLOWING INFORMATION:

PRODUCT NAME & SIZE, DATE & PROOF OF PURCHASE & DESCRIPTION OF COMPLAINT.

## HELPLINE:

Queries or questions regarding your new Slumberland?  
Contact us on 0800 016335 (Johannesburg toll free) for our Customer Care Centre or visit [slumberland.co.za](http://slumberland.co.za)  
Please check your label for model details and have your invoice handy.

WE WISH YOU MANY PEACEFUL NIGHTS ON YOUR NEW SLUMBERLAND!

# WARRANTY

## & OTHER IMPORTANT INFORMATION



EST. 1919  
**Slumberland**  





THE MOST COMFORTABLE PLACE IN THE WORLD

CONGRATULATIONS! YOU NOW OWN A TOP QUALITY SLUMBERLAND PRODUCT  
DESIGNED TO GIVE YOU MANY YEARS OF COMFORT AND SUPPORT!

## SLUMBERLAND WARRANTY PERIOD

The guarantee period is covered by a full factory guarantee against faulty workmanship and faulty materials. Your mattress is hand-made therefore allow for a tolerance of up to 3 cm in the length and width measurements. If we are satisfied that the material or workmanship is faulty, we will repair or replace the product. This does not extend to normal wear and tear or damage caused by abuse, misuse or negligence.

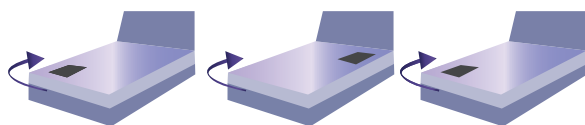
During the guarantee period the cost of the repair or replacement will be borne fully by Slumberland. Thereafter, in line with the Bedding Industry Standard, the cost will be borne by the customer on a pro rata basis for the remainder of the Service Warranty period. Transport cost is excluded from the service warranty.

RANGE	TOTAL LIMITED WARRANTY	GUARANTEED REPAIR OR REPLACEMENT PERIOD	SERVICE WARRANTY PERIOD
	10	2	8
 	10	1	9

## CARING FOR YOUR SLUMBERLAND:

As with all quality products, your Slumberland will last longer and help you sleep more comfortably if you follow a few simple procedures. For your comfort and to help extend the life of your Slumberland, we recommend that you regularly rotate the mattress.

We suggest the following rotation cycle: Rotate bed counter-clockwise (head to toe) then realign the mattress to the foundation. The next time rotate again head to toe as indicated.



Your new Slumberland mattress has one sleeping surface; this means that you will never have to turn your mattress over (Please note Rotation Cycle). This mattress has upholstery padding, which increases its longevity and support performance. Do not attempt to sleep on the non-sleep surface of the mattress, as it is not made for that purpose.

## BODY IMPRESSIONS VS SAGGING:

Your Slumberland mattress contains the finest natural and man-made fillings and you may notice that a body impression of up to 4cm may form. This is not a structural defect.

The natural settling of these fillings has merely conformed to your body's contour and weight distribution. These are more noticeable in the morning.



## HINTS FOR MAXIMISING YOUR SLUMBERLAND SLEEP EXPERIENCE:

- Do carry your mattress flat or on its side.
- Do keep your bedding clean.
- Do give your new sleep set time to "breathe" upon removal from its plastic packaging.
- Do replace the foundation when purchasing a new mattress.
- Do rotate your mattress to prolong its comfort and support life.
- Do give yourself time to adjust to the new feel and support of your new mattress.
- Don't smoke in bed. This is a potential fire hazard.
- Do not use an electric blanket as the high temperatures cause compression or sagging and may affect the fillings and fibres of the upholstery layers.
- Don't stand or jump on your mattress.
- Don't bend your mattress as this may cause damage to the innerspring unit.
- Don't remove the label on your mattress. This serves as identification to establish your warranty period and rights.
- Don't allow your mattress to get wet. This may affect the filling layers and cause them to compress and become damaged. This may also occur when a Retailer applies a Fabric Protection Treatment after manufacture and reinserts the mattress into its packaging.

## NOT COVERED BY THIS LIMITED WARRANTY:

- The guarantee covers product failure caused by defective workmanship or defective materials ONLY.
- Slumberland reserves the right not to handle items for repair if it is marked, stained, burnt or in an unsanitary condition.
  - Any fabric protection additive applied after manufacture, nullifies this warranty.
  - Transportation or inspection costs.
  - Cloth handles and mattress foundation stitching pulling loose after 4 months of purchase.
  - Comfort or firmness preference, or suitability for any person's specific medical condition.
  - Bed height and sheet fit.
  - Products sold 'as is', 'shop soiled' or 'floor model'.
  - Mattress or foundation damages due to abuse (bent border wire, jumping on or bending the product).
  - Mattress damage due to an inappropriate foundation being used. A mattress is designed for full performance when used in conjunction with its matching foundation as part of a full sleep set.
  - Normal body impressions up to  $\pm 4$  cms – These are a normal occurrence in your new Slumberland bed and are an indication of the natural settling of the fillings conforming to your body's contour and weight distribution.
  - When product failure is due to causes other than defective workmanship and materials.
  - If the product has been altered structurally in any way by the consumer or other parties.
  - When product identification labels have been removed this immediately invalidates the warranty.
  - Damages caused by continual use of an electric blanket, as the high temperature will cause the fillings and fibres in the upholstery layers to compress or flatten.
  - Slumberland shall not be liable for incidental or damages, which result through the use of the product.
  - Slumberland reserves the right to substitute materials or models of comparable quality, and does not guarantee that the fabric of the replacement piece will match.
  - The decision to repair or replace will be at the sole discretion of Slumberland.